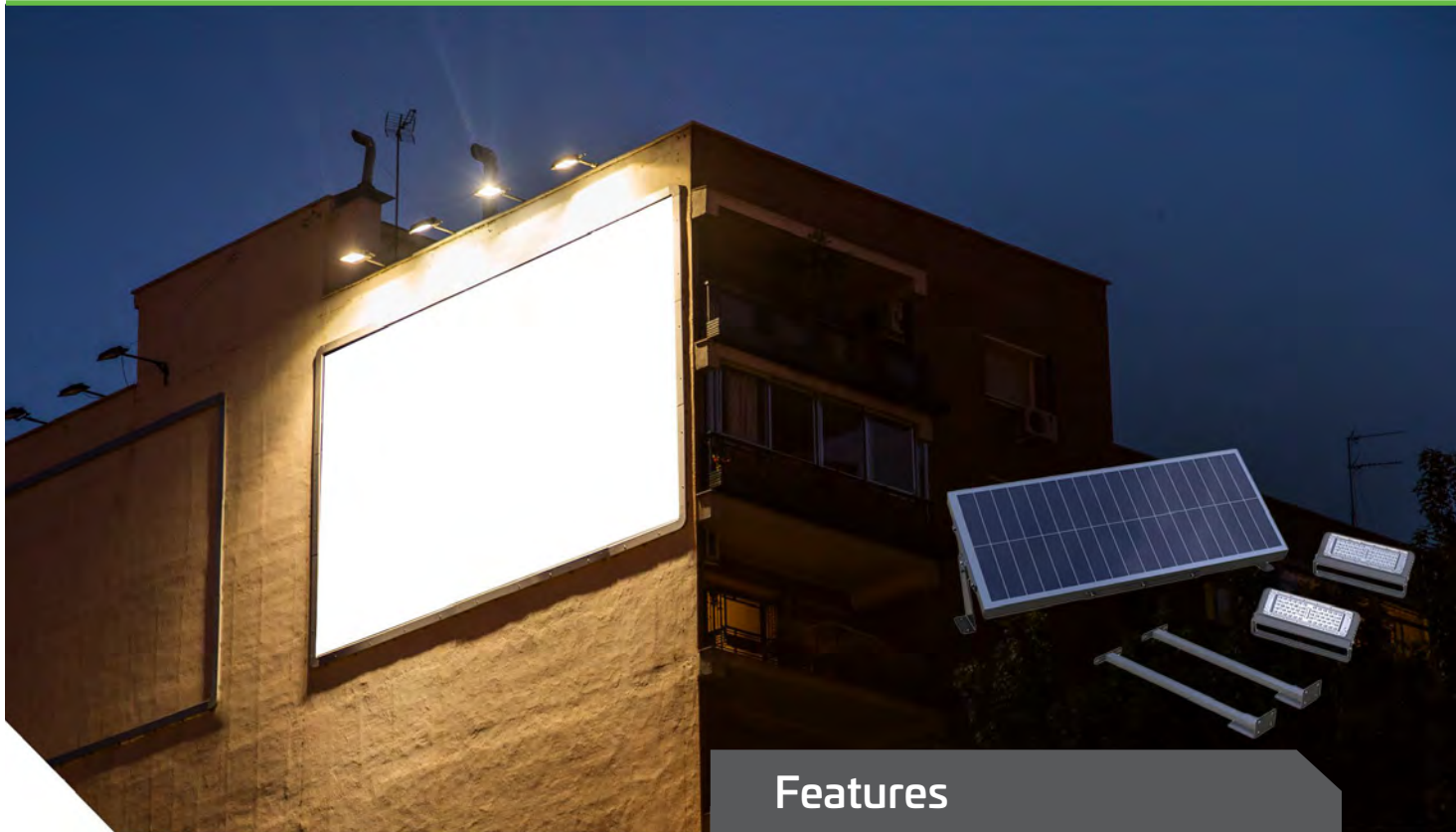


SOLAR BILLBOARD LIGHTING - TWIN



Features

Solar Lighting Design commercial grade solar billboard and sign lights are a simple and efficient method of illuminating billboards, entry statements, advertising and building entry signage without connection to mains power. We offer several lighting solutions that will illuminate billboards of most sizes and designs. The lights automatically illuminate at dusk following a programmed mode of operation ensuring the message is visible from dusk to dawn. Our solar billboard lights are plug and play systems that can be installed quickly without the need for an electrician. The product is supplied with all necessary equipment for most installations including solar panel, cables, mounting brackets and highly efficient, pivoting LED fixtures that allow for lighting from above or below.

Stylish and functional solar lighting

Pivoting LED modules deliver lighting control

Smart lighting programmed Mode of Operation

Automatic dusk to dawn lighting

Ideal for small to medium billboards and signs

Max. 210 lumen/watt LED output

Integrated design

Mounting above or below sign face

Premium-grade solar lighting. Fully sealed aluminium body in a powder coated black finish

Premium Phillips LEDs

Custom brackets manufactured on request

2 year warranty for faulty workmanship or component failure not influenced by external means

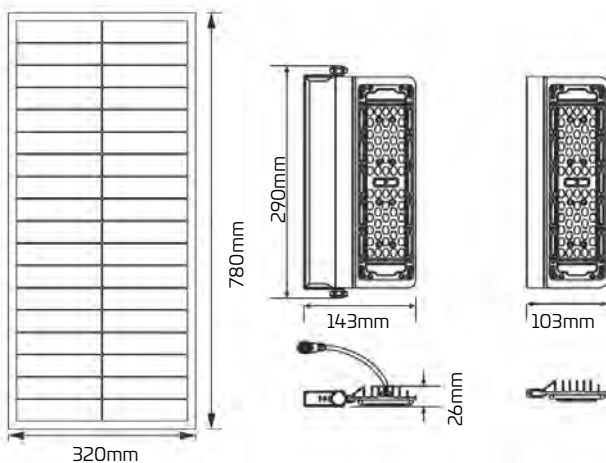



Luminaire Height Various

Max. Lumen Output 2*3150 lm

Max. LED Output 2*15W

SOLAR BILLBOARD LIGHTING - TWIN



Applications

Billboard | Entry Statements | Signage

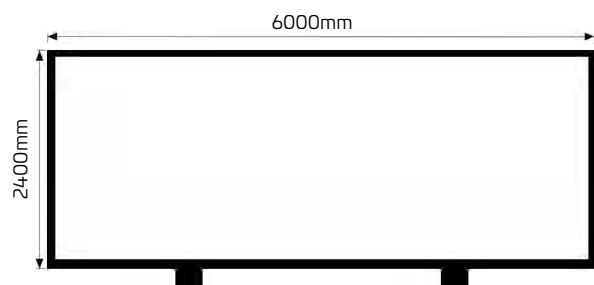
Technical Data

Solar Panel Wattage	50W
LED Output	2*15W
Lumen Output	2*3150 lm
Battery Type	LiFePO4
Battery Specifications	384Wh
Autonomy	2-3 nights on full charge
Correlated Colour Temp (CCT)	6000K
Light Source	Phillips LED
Recharge	5 hours
Mounting Height	Various
Mounting	Mounting above or below sign face
Finish	Powder-coated Black
Warranty Period	2 years
SKU	SOLLBB/30

Mode of Operation

Default program – Auto ON at dusk. 100% output for 2 hours, 80% output for 3 hours followed by 25% output until dawn.

*Lumen output directly related to battery charge



As we continue to improve the products function and/or design specifications and data provided may change without notice. Errors and omissions accepted.