


SLD HINGED LIGHTING COLUMN



Features

The SLD hinged column is designed to raise a lighting column and solar fitting easily, safely, and effectively without elevated work platforms or lifting equipment. The hinged baseplate PCD suits our engineered SLD M20 foundation cage. Once the bottom hinge plate is secured to the foundation cage, the solar light is fitted at ground level and the column is simply walked upright to be secured in place. Hot dipped galvanised as standard with optional powdercoated finishes. The SLD hinge column can be fitted to the SLD inground foundation cage or the SLD above ground relocatable footing.

The hinge plate and fixings points are protected by the included cover.

Lighting column & fitting raised safely from ground level

Raised/lowered easily by one or two persons

No elevated work platform required

No lifting equipment required to install lighting column

Easy access for cleaning or maintenance

Hot-dip galvanised after manufacture

Optional powdercoated finish

Optional two piece construction for ease of transport

Stainless steel version available

Custom light brackets available

Baseplate covers included

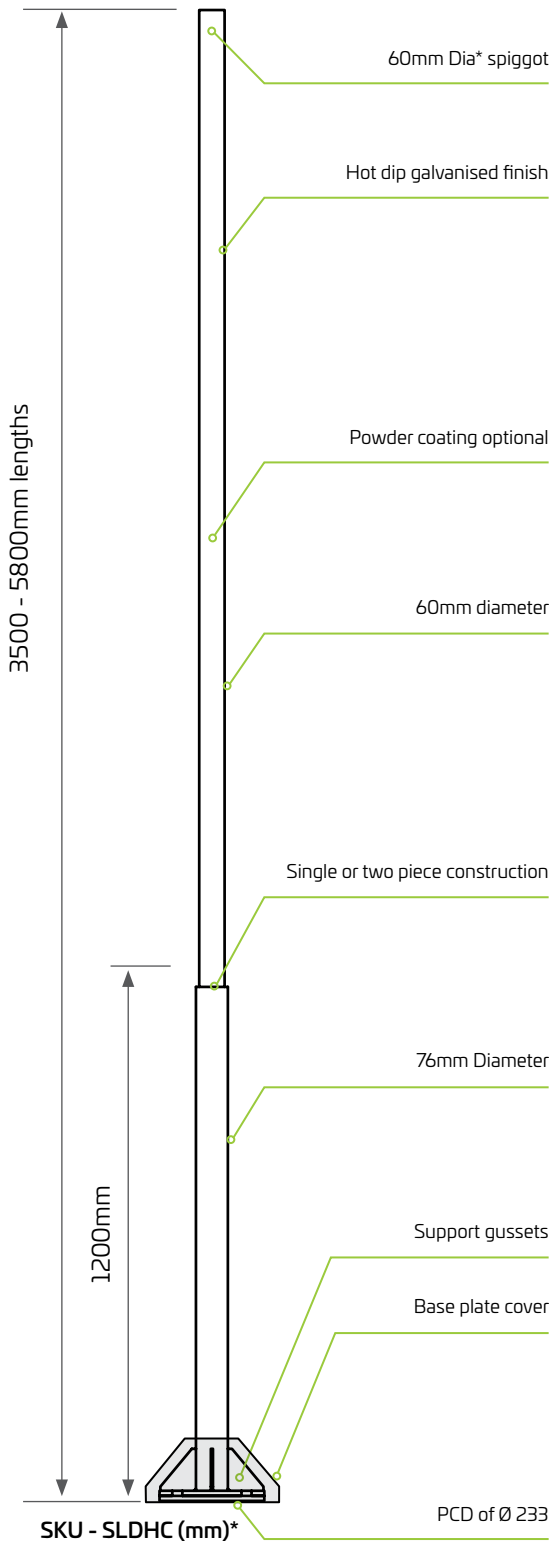


Column Height Variable

Max. Weight 20kg

Wind regions A, B & C

SLD HINGED LIGHTING COLUMN SPECIFICATION



*Denotes column height required

Two Piece Design

The SLD hinged column is offered as a single fully welded and assembled unit or alternatively in a two piece, assemble on site design. The 1200mm hinged base sections are transported on a standard pallet with the galvanised 60mm section transported separately or purchased locally reducing freight costs dramatically.

The 60mm tube is simply sleeved into the base section and secured with the weatherproof sleeve cover and tamper proof fixing kit supplied.

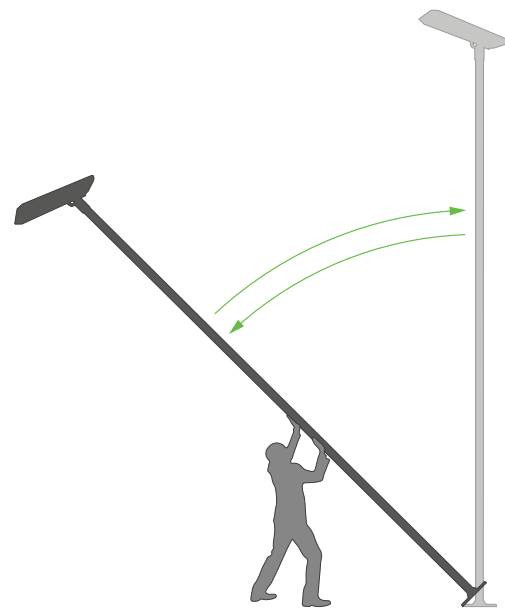
Certifications

Engineer certified AS/NZS 1170.2:2011 for wind regions A, B, C

Engineer certified hinged lighting column design

Engineer certified hinged column maximum load capacity to 20Kg

Engineer certified foundation/rag bolt assembly and footing design



Raise/lower the lighting column and fitting safely and easily from ground level

As we continue to improve the products function and/or design specifications and data provided may change without notice. Errors and omissions accepted.