

ATLAS 40W SOLAR LIGHT



Features

The Atlas range of solar lighting is available in multiple light intensity outputs to cater for applications from dog parks, path and cycleways to large area car park lighting. All models feature versatile and easily selectable built-in programs that change the mode of operation allowing one light to adapt to multiple applications. The integrated design incorporates a high-efficiency solar panel, Lithium-ion battery and LED array in one, easy to install package without the need for trenching, cabling or an electrician.

Programmable modes of operation

Automatic dusk to dawn lighting

Ideal for illuminating paths, driveways and medium sized areas

> 7 nights autonomy

Integrated all-in-one design

Mounting height of 4 - 5 metres

Fully sealed cast aluminium body in a satin natural finish

Commercial-grade solar lighting. Custom brackets or poles manufactured on request

Stainless steel anti-vandal protection screens available

3 year warranty for faulty workmanship or component failure not influenced by external means




Luminaire Height 4 - 5m

Lumen Output 4300lm

LED Output 40W

ATLAS 40W SPECIFICATION




30.6W solar panel

All-in-one design


On/off and lighting mode control button

Motion sensor

Indicator light



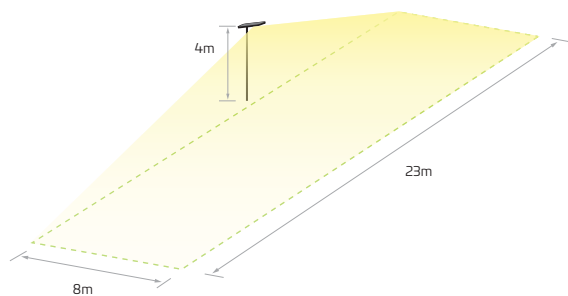
40x OSRAM 3030 LED



17.5AH 14.8V Lithium-ion battery

Satin natural aluminium finish

Lighting Distribution Dimensions



Applications

Path cycleways | Dog parks | Medium car parks

Technical Data

Solar Panel Wattage	30.6W
LED Output	40W
Lumen Output	4300 lm
Battery Type	Lithium-ion
Battery Specifications	17.5AH 14.8V (259 Wh)
Autonomy	> 7 nights
Correlated Colour Temp (CCT)	6000K
Fixture Size	963 (l) x 303 (w) x 84 (h) mm
Light Source	40x OSRAM 3030
Recharge	4 - 6 hours
Mounting Height	4 - 5 metres
Mounting	60mm column - 60mm spigot
Finish	Satin natural aluminium finish
Warranty Period	3 years
SKU	SOLL40

Mode of Operation

Mode 1: Red indicator light. 30% output until the PIR is activated, operating at 100% until no movement is detected, returning to 30%

Mode 2: Green indicator light. 5 hours 100% output then 25% output until the PIR is activated, operating at 100%. 2 hours before dawn, mode changes to a constant 70% output until dawn

Mode 3: Orange indicator light. constant 70% output dusk until dawn

As we continue to improve the products function and/or design specifications and data provided may change without notice. Errors and omissions accepted.